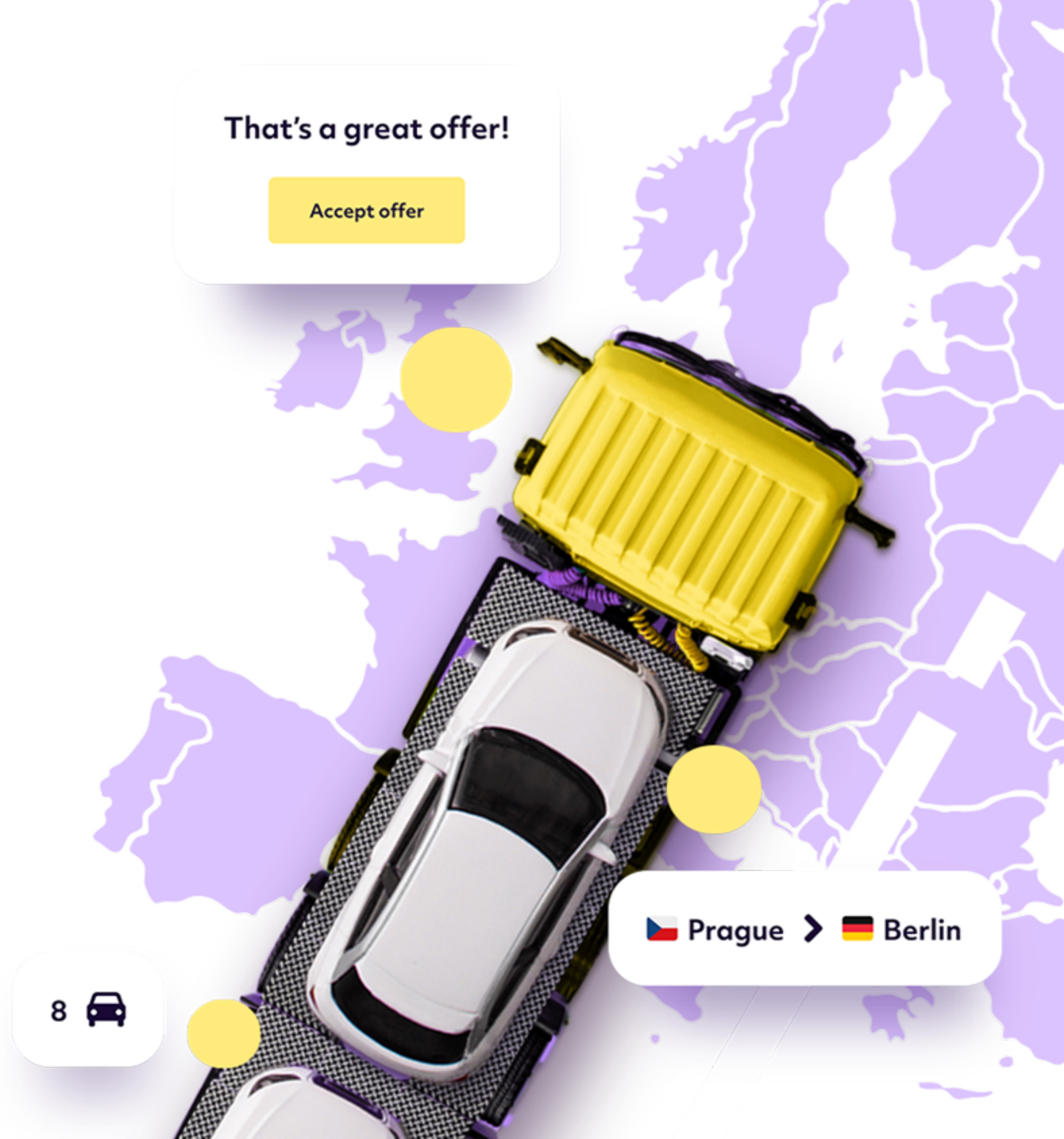


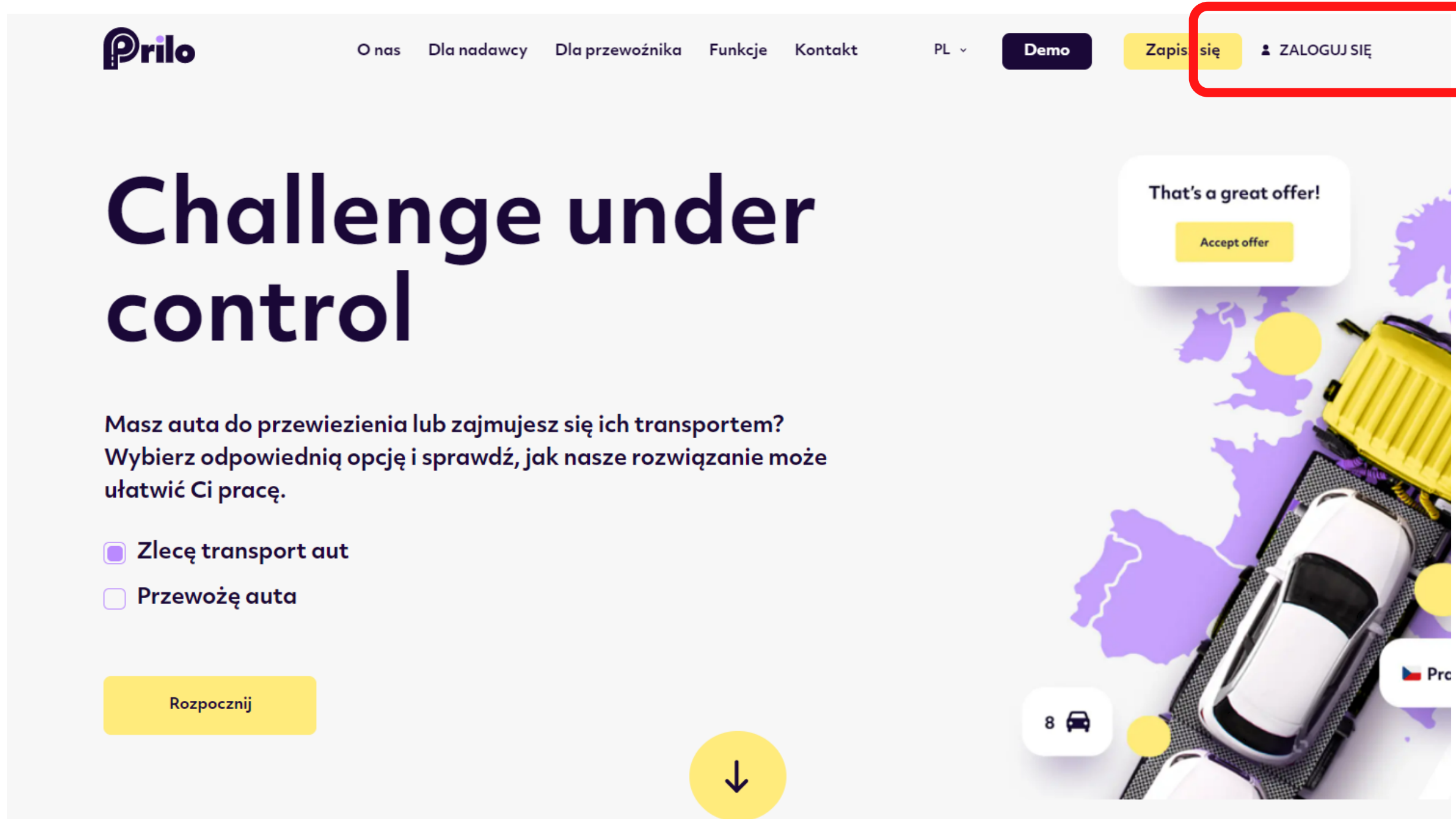
Prilo

challenge
under control

INSTRUCTIONS HOW TO ADD A NEW ORDER






1. Log into the platform www.prilo.com







2. Click "Add new order".

Hello, Adam Nowak

 Shipper

☐ Carrier





Take a look at the latest update for your Dashboard.

Add new order

Ongoing orders

See all (20)

Availability date 25.03.2022

Delivery deadline 31.03.2022

Offers 1


ID 000000000195

22.03.2022 08:58

DE, Leipzig

FR, Marly-la-Ville

8



expected price

€1,100

SEE DETAILS

Availability date 21.03.2022

Delivery deadline 28.03.2022

Offers 1


ID 000000000192

21.03.2022 11:56

PL, Bytom

BE, Tongeren

7



expected price

€1,200

SEE DETAILS

Availability date 21.03.2022

Delivery deadline 28.03.2022

Offers 1

ID 000000000191

21.03.2022 11:37

FR, Onnaing

PL, Bytom

7



expected price

€1,200

SEE DETAILS

See published orders & manage offers

See all (16)

Availability date 25.03.2022

Delivery deadline 30.03.2022

Offers 0

ID 000000000205

23.03.2022 09:41

DE, Ludwigsfelde

BE, Zeebrugge

3



expected price

€900

SEE DETAILS



Availability date 23.03.2022

Delivery deadline 28.03.2022

Offers 0

ID 000000000204

23.03.2022 07:25

SK, Bratislava

DE, Nuremberg

8



expected price

€800 negotiable

SEE DETAILS



Availability date 23.03.2022

Delivery deadline 27.03.2022

Offers 0

ID 000000000203

23.03.2022 07:13

SK, Bratislava

IT, Verona

6



expected price

€1,050

SEE DETAILS





1. Enter the exact loading address and then select it from the list.

2. Enter the dates of availability of the freight. In the fields below, you can additionally enter a time period for loading.

3. Provide additional loading information.

New shipment order



← Back

Transport item order 1

Order details

1

Address

Start typing your loading address

Country

Postal code

City

Street name and No.

2

Availability date range

Loading time to (optional)

Unloading

Address

Start typing your unloading address

Country

Postal code

City

Street name and No.

Delivery deadline

Unloading time from (optional)

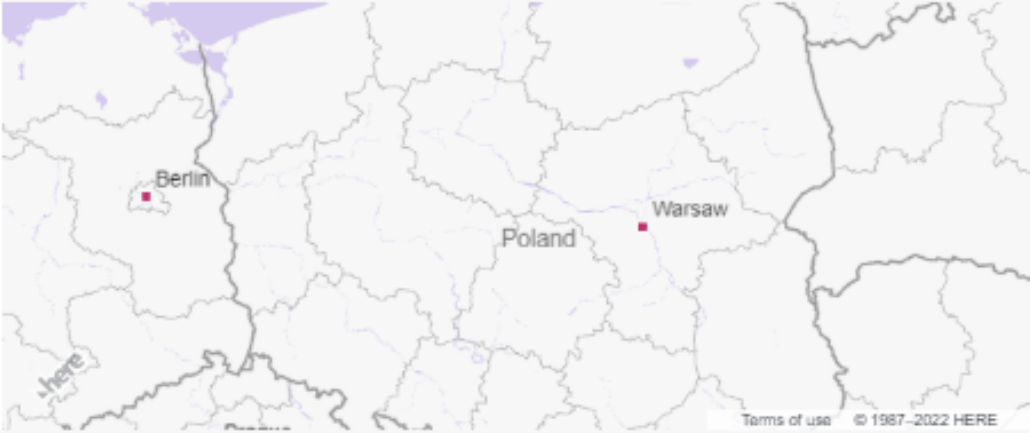
Unloading time to (optional)

Route summary

From:

To:

Distance:



Additional comments / instructions (optional)

3

Loading comments



Unloading comments

☐ Photos of the loaded cars required from the driver

4. Enter the exact unloading address and then select it from the list.

5. We enter the latest possible delivery date.

New shipment order



[← Back](#)

Transport item order 1

Order details

Loading

Address

Start typing your loading address

Country

Postal code

City

Street name and No.

Availability date range

Loading time from (optional)

Loading time to (optional)

Unloading

Address

Start typing your unloading address

Country

Postal code

City

Street name and No.

Delivery deadline

Unloading time from (optional)

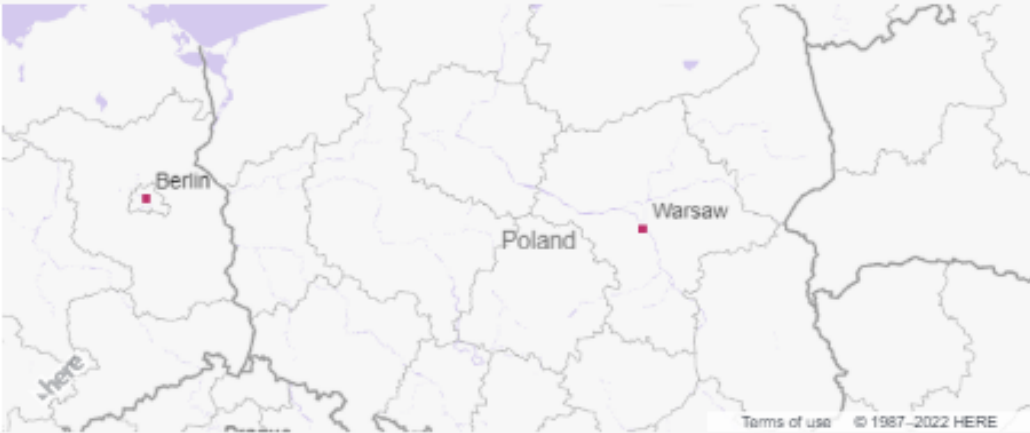
Unloading time to (optional)

Route summary

From:

To:

Distance:



Additional comments / instructions (optional)



Loading comments

Unloading comments

☐ Photos of the loaded cars required from the driver

6. Optionally, you can provide additional discharge information (next slide).

New shipment order



← Back

Transport item order 1

Order details

Loading

Address

Start typing your loading address

Country

Postal code

City

Street name and No.

Availability date range

Loading time from (optional)

Loading time to (optional)

Unloading

Address

Start typing your unloading address

Country

Postal code

City

Street name and No.

Delivery deadline

Unloading time from (optional)

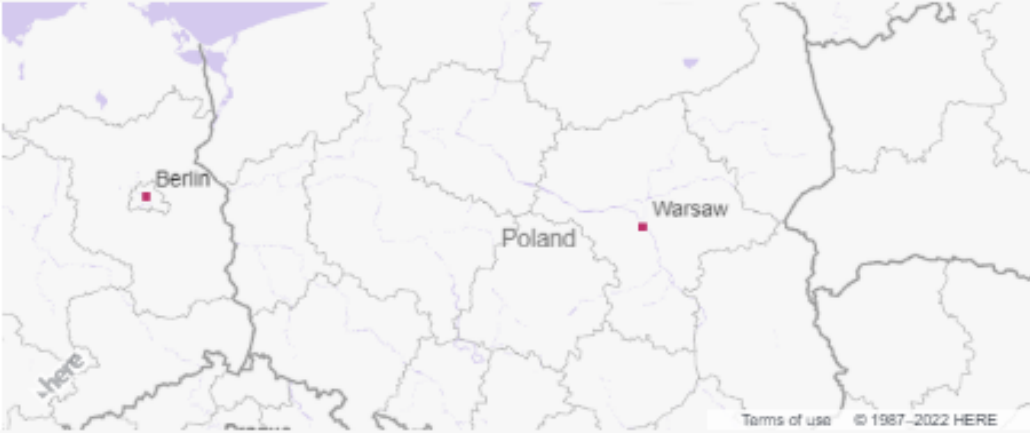
Unloading time to (optional)

Route summary

From:

To:

Distance:



Additional comments / instructions (optional)

Loading comments

Unloading comments

☐ Photos of the loaded cars required from the driver

1. Select brand.

2. Select model.

3. Select car body type.

4. Enter vehicle VIN, if you know it.

5. State whether the car is new or used.

6. Podajemy czy auto jest jeżdżące czy niejeżdżące.

The screenshot shows the 'Cars' section of the Prilo interface. It includes a 'Full truck load' checkbox, a 'Make' dropdown (1), a 'Model' dropdown (2), a 'Body type' dropdown (3), a 'VIN (optional)' text field (4), a 'Condition' dropdown with 'New' selected (5), and a 'Drivability' dropdown with 'Drivable' selected (6). Below these are buttons for '+ ADD ANOTHER' (7), 'CLONE LAST CAR' (8), 'IMPORT CARS FROM XLS FILE' (9), and 'CLEAR ALL CARS'. There is also a text area for 'Additional comments / instructions (optional)' (10). The 'Financial settlements' section includes 'Expected price (optional)' (11), 'Your estimated commission: €', a 'Negotiable' checkbox, and a 'Payment after' dropdown set to '14 days' (12) with the note 'after issuing the invoice'. The 'Publishing settings' section has a 'Visibility' section with two radio buttons: 'Show my order to all carriers' (selected) and 'Show my order only to my favorite carriers' (with an info icon).

7. By choosing "ADD ANOTHER" add another car with the data.

8. By choosing "CLONE LAST CAR" you can add another position filled with the data from the position above.

9. By choosing "IMPORT CARS FROM XLS FILE" we can add cars using the previously prepared file.

Cars

☐ Full truck load

Make

Model

Body type

VIN (optional)

Condition

Drivability

1. **1**

2

3

4

New **5**

Drivable **6**

ADD ANOTHER CLONE LAST CAR IMPORT CARS FROM XLS FILE CLEAR ALL CARS

Additional comments / instructions (optional) **7** **8** **9**

Additional comments (optional)

10

Financial settlements

Expected price (optional) **11**

☐ Negotiable

Your estimated commission: €

Payment after 14 days **12** after issuing the invoice

Publishing settings

Visibility

☒ Show my order to all carriers

☐ Show my order only to my favorite carriers

Order expiry

Order expiry date and time **13**

SAVE AS DRAFT Publish

9a. Here we can download a sample file to add car data.


9b. After selecting the file and completing the data, we press "IMPORT DATA" to upload it to the site.

Import cars

Choose the file containing car data to be imported.

Car data file

Upload file in XLS or XLSX format



a

[Download sample file](#)

Please note:

- only .xls / .xlsx format files are accepted
- required at least one of the columns:
Make, Model, Body type, VIN, Condition, Drivability.
- missing values can be added manually
- max. 300 rows will be uploaded (299 cars) - if you need to load more cars, divide them into more files

× CANCEL

Import data

9a. Sample file to add car data.

Autozapis Car_import_sample Wyszukaj (Alt+M) Kacper Bieryło / ADAMPOL S.A.

Plik **Narzędzia główne** Wstawianie Układ strony Formuły Dane Recenzja Widok Pomoc Komentarze Udostępnij

Wklej Schowek Czcionka Wyrównanie Liczba Style Komórki Edytowanie

Calibri 11 B I U Ogólne Formatowanie warunkowe Formatuj jako tabelę Style komórek Wstaw Usuń Formatuj Sortuj i filtruj Znajdź i zaznacz

	A	B	C	D	E	F	G	H	I	J	K	L	M
1	Item	Make	Model	Body type	VIN	Condition	Drivability	Comments					
2	1	BMW	X4	SUV 5 doors	WBA61CA0409L49551	New	Drivable						
3	2	BMW	X3	SUV 5 doors	WBA61DP0109K85806	Used	Drivable						
4	3	BMW	X4	SUV 5 doors	WBA41DT0X09L35406	New	Drivable						
5	4	BMW	X4	SUV 5 doors	WBA31DT0309L53998	New	Drivable						
6	5	BMW	X4	SUV 5 doors	WBA61CA0909L53952	Used	Non-drivable						
7	6	BMW	X4	SUV 5 doors	WBA31CA0209L51205	New	Drivable						
8													
9													
10													
11													
12													
13													
14													
15													
16													
17													

Sheet1

Gotowy Ułatwienia dostępu: dobrze przygotowane 100%

10. Here you can enter additional comments.

11. In this field you give the price you want to pay for the order. You can also mark whether the price is negotiable or not.

12. In this field you enter a payment term.

13. In this field you choose a date until which the order will be valid.

Cars

☐ Full truck load

Make

Model

Body type

VIN (optional)

Condition

Drivability

1.

1

2

3

4

New

5

Drivable

6

+ ADD ANOTHER

7

CLONE LAST CAR

8

IMPORT CARS FROM XLS FILE

9

CLEAR ALL CARS

Additional comments / instructions (optional)

Additional comments (optional)

Financial settlements

Expected price (optional)

11

☐ Negotiable

Your estimated commission: €

Payment after 14 days

12

after issuing the invoice

Publishing settings

Visibility

☒ Show my order to all carriers

☐ Show my order only to my favorite carriers ⓘ

Order expiry

Order expiry date and time

13

SAVE AS DRAFT

Publish

You can also combine several routes/dealerships into one order.


To do this, select "ADD ANOTHER TRANSPORT ITEM".

Route summary

From:

To:

Distance:




+ Add comments / instructions


Cars


☐ Full truck load


☐ Photos of the loaded cars required from the driver

	Make	Model	Body type	VIN (optional)	Condition	Drivability
1.					New	Drivable

+ ADD ANOTHER

 CLONE LAST CAR

 IMPORT CARS FROM XLS FILE

 CLEAR ALL CARS

+ Add comments / instructions

Financial settlements

Expected price (optional)

Your estimated commission: €

☐ Negotiable

Payment after 14 days

after issuing the invoice

Publishing settings

Visibility

☒ Show my order to all carriers

☐ Show my order only to my favorite carriers ⓘ

Order expiry

Order expiry date and time

SAVE AS DRAFT

Publish

+ Add another transport item

Below is an example of a single order with multiple routes/dealers.

📅 Daty dostępności 06.04.2022 -08.04.2022		📅 Najpóźniejszy termin dostawy 11.04.2022		ID 000000001042 06.04.2022 13:59	
🇮🇹 IT, Suzzara A	>	🇫🇷 FR, Marly B	2 🚗	do negocjacji + prowizja	
🇮🇹 IT, Suzzara A	>	🇫🇷 FR, Champagne-sur-Seine C	1 🚗		
🇮🇹 IT, Suzzara A	>	🇧🇪 BE, Groot-Bijgaarden D	3 🚗		

After filling in all the fields we can publish the order.

If, while filling in, you want to save the order to finish creating it later, press SAVE A DRAFT.

Cars

☐ Full truck load

Make

Model

Body type

VIN (optional)

Condition

Drivability

1.

1

2

3

4

New 5

Drivable 6

+ ADD ANOTHER 7

CLONE LAST CAR 8

IMPORT CARS FROM XLS FILE 9

CLEAR ALL CARS

Additional comments / instructions (optional)

Additional comments (optional) 10

Financial settlements

Expected price (optional) 11

☐ Negotiable

Your estimated commission: €

Payment after 14 days 12

after issuing the invoice

+ Add another transport item

Publishing settings

Visibility

☒ Show my order to all carriers



☐ Show my order only to my favorite carriers

Order expiry

Order expiry date and time 13

SAVE AS DRAFT

Publish



Challenge under
control.

