

Prilo


**challenge
under control**

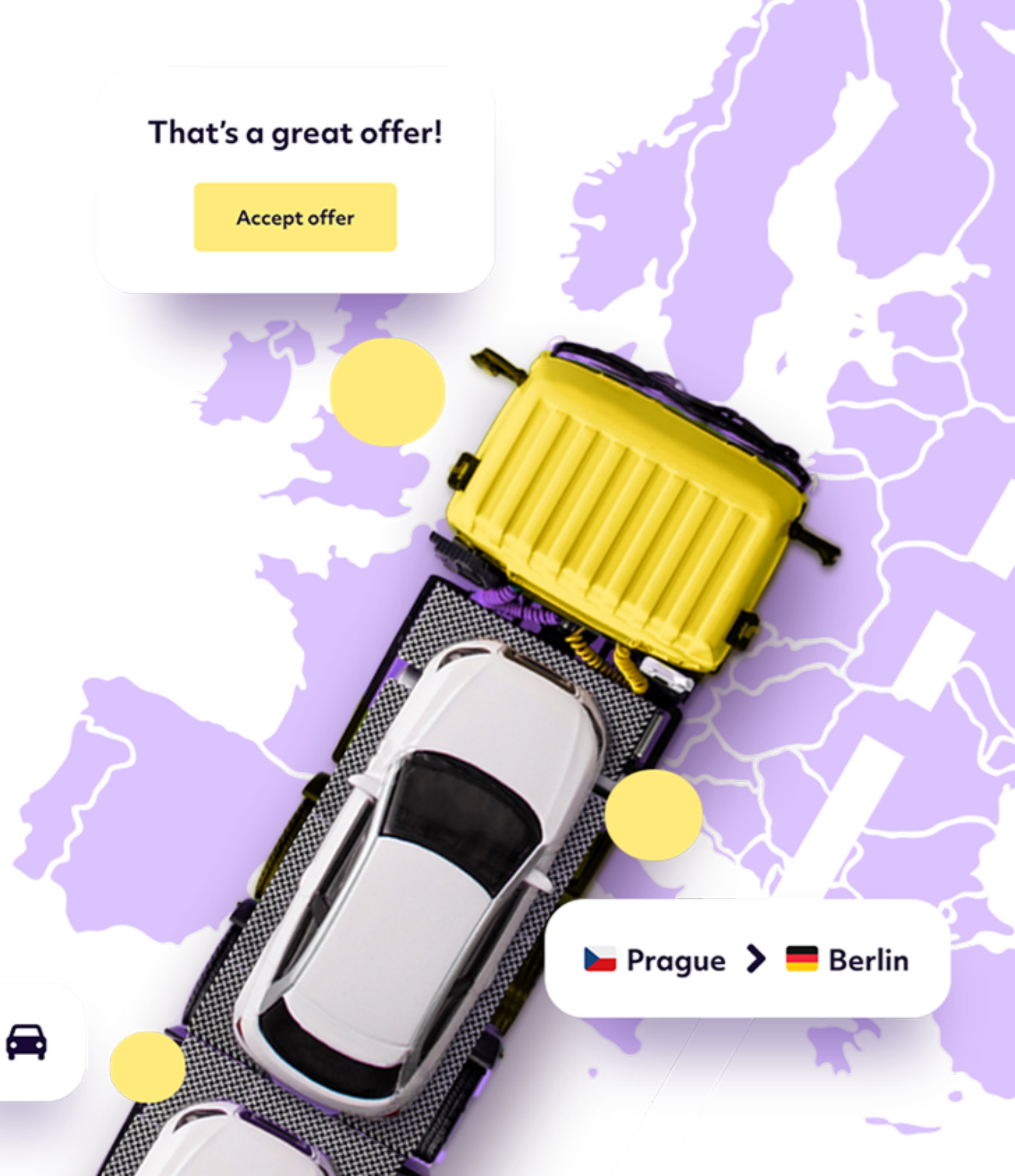
INSTRUCTIONS
LOGIN TO THE PLATFORM

8 

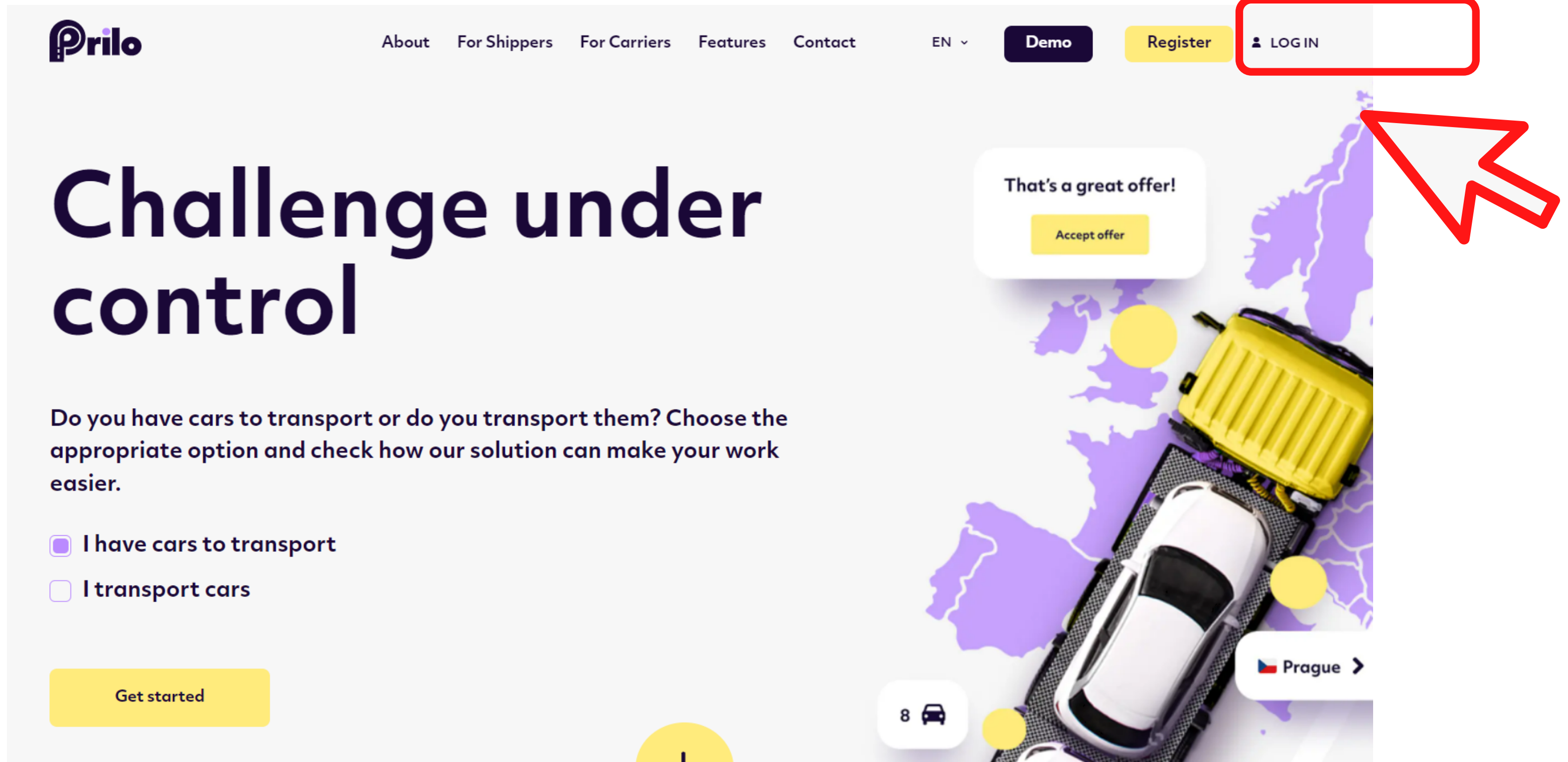
That's a great offer!

Accept offer

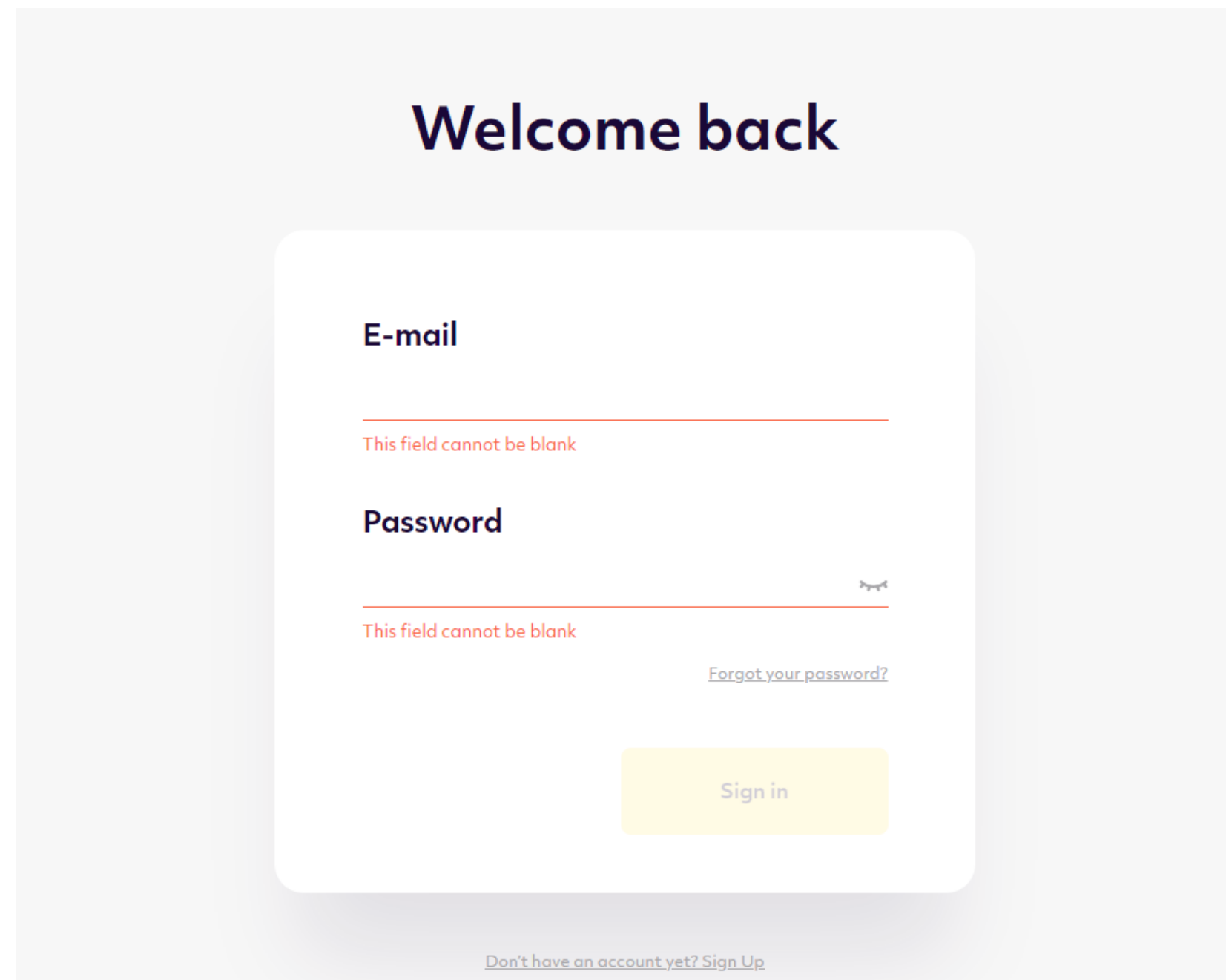
 Prague >  Berlin



Log on to the platform www.prilo.com.



If you are already a registered user - enter your email and password.



The image shows a login form titled "Welcome back" centered on a light gray background. The form is a white rounded rectangle containing two input fields. The first field is labeled "E-mail" and has a red error message "This field cannot be blank" below it. The second field is labeled "Password" and has a red error message "This field cannot be blank" below it, along with a small eye icon to toggle password visibility. A yellow "Sign in" button is positioned below the password field. At the bottom of the form, there is a link that says "Forgot your password?". At the very bottom of the gray background, there is a link that says "Don't have an account yet? Sign Up".

Welcome back

E-mail

This field cannot be blank

Password

This field cannot be blank

[Forgot your password?](#)

Sign in

[Don't have an account yet? Sign Up](#)

If you are a new user click on the content under the login box "Don't have an account yet? Sign up".

Welcome back

E-mail

This field cannot be blank

Password

This field cannot be blank

[Forgot your password?](#)

Sign in


[Don't have an account yet? Sign Up](#)

If you are a carrier - click on the box to the right with the single car icon - Register as a Carrier.


Registration

Few steps to join the platform

What do you want to do?



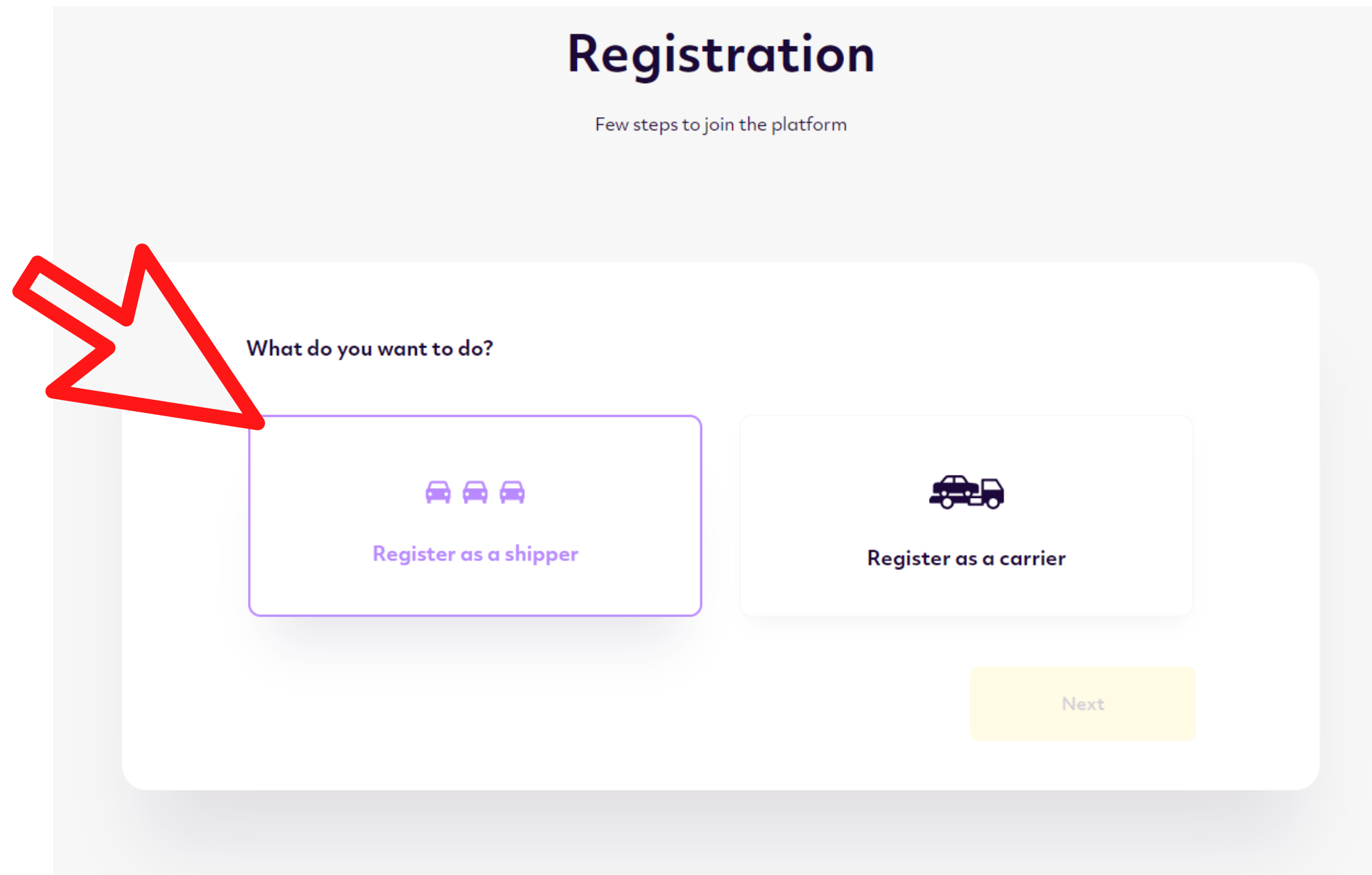
Register as a shipper



Register as a carrier

Next


If you are a shipper - click on the box on the left with the three-car icon - Register as a Shipper.




The image shows a registration form titled "Registration" with the subtitle "Few steps to join the platform". The form asks "What do you want to do?" and provides two options: "Register as a shipper" (indicated by a red arrow) and "Register as a carrier". A "Next" button is located at the bottom right of the form.

Registration
Few steps to join the platform

What do you want to do?


Register as a shipper


Register as a carrier


Next

If you outsource and haul cars - check both boxes.


Registration

Few steps to join the platform

What do you want to do?



Register as a shipper



Register as a carrier

Next

Enter the company information correctly.

NOTE: If it is highlighted in red it means you are entering something incorrectly.

Registration

Few steps to join the platform

1

2

3

4

Enter company dataEnter user dataRead and accept contract conditionsConfirmation

Company invoicing data

All fields are mandatory

Country:

Select your country

Company Tax ID:

Enter VAT number

Company name:

Enter company name

Street name and No.:

Enter company address

Postal Code:

City:

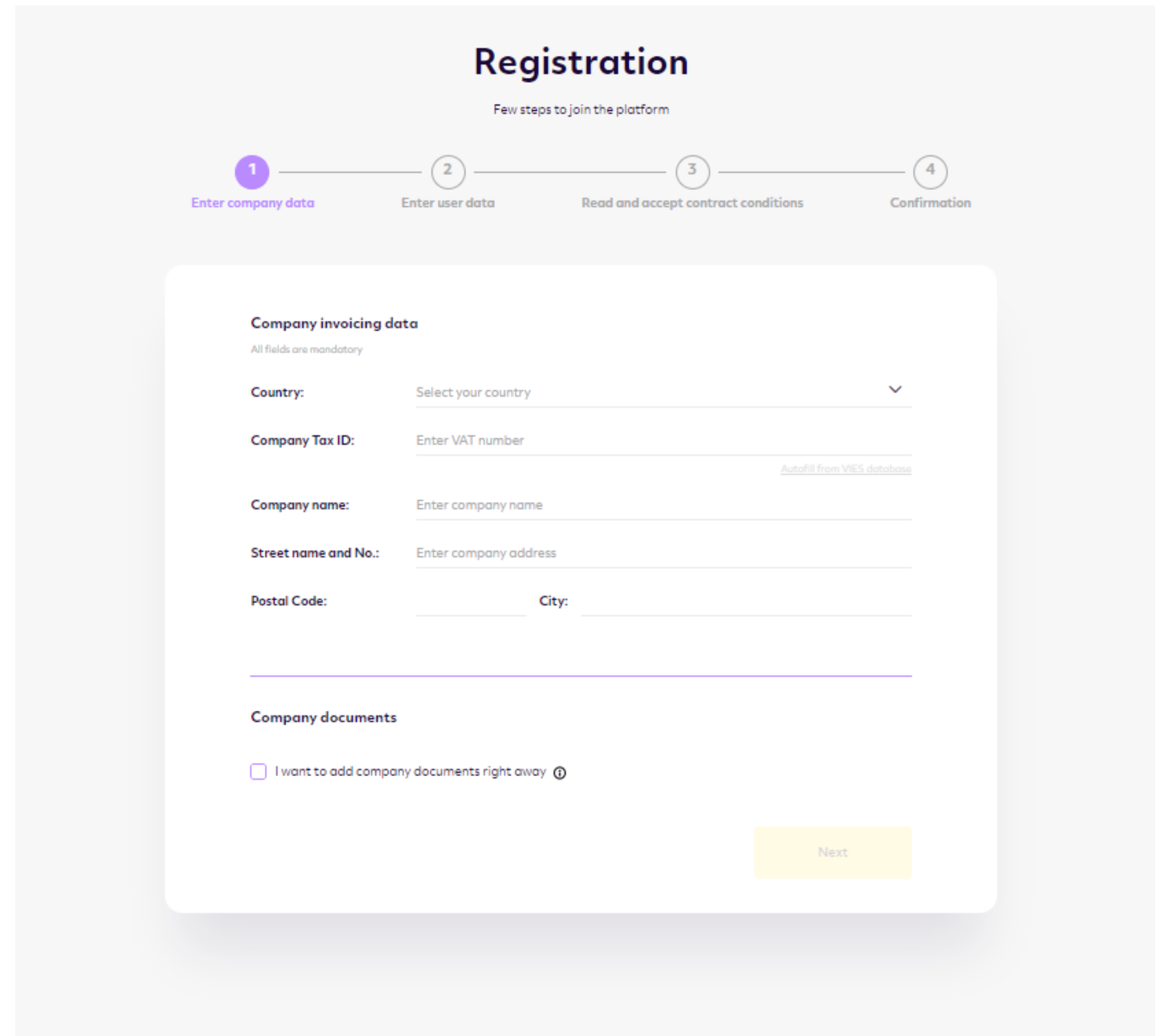
Company documents

☐ I want to add company documents right away ⓘ

Next

7. Enter your information as a user:

- first and last name,
- email address,
- phone number,
- password, which must contain a total of eight characters, including one uppercase letter, number, special character.



The image shows a registration form for the Prilo platform. At the top, the title "Registration" is displayed, followed by the subtitle "Few steps to join the platform". Below this, a progress bar indicates four steps: 1. Enter company data (highlighted in purple), 2. Enter user data, 3. Read and accept contract conditions, and 4. Confirmation. The main form area is titled "Company invoicing data" and includes a note "All fields are mandatory". The form contains several input fields: "Country:" with a dropdown menu labeled "Select your country", "Company Tax ID:" with a text input field labeled "Enter VAT number" and a link "Autofill from VIES database", "Company name:" with a text input field labeled "Enter company name", "Street name and No.:" with a text input field labeled "Enter company address", "Postal Code:" and "City:" with separate text input fields. Below these fields, there is a section titled "Company documents" with a checkbox labeled "I want to add company documents right away" and an information icon. A yellow "Next" button is located at the bottom right of the form.

Read and accept the requirements.

Registration

Few steps to join the platform

1

2

3

4

Enter company data

Enter user data

Read and accept contract conditions

Confirmation

Terms and conditions

☐ Select all

☐ * I have read and accept the provisions of the Platform [Terms & Conditions](#)

☐ * I have read and accept the provisions of the [Privacy Policy](#)

☐ * I declare that I have the right to transfer the above-mentioned personal data to the owner of the Platform and that all legal requirements regarding the protection of their personal data have been met with respect to the entities whose data is transferred.

☐ * I agree to the processing of my personal data by Adampol Spółka Akcyjna, ul. Usługowa 3, 15-521 Zaścianki near Białystok, KRS number: 0000056707; NIP: 542-000-01-62; REGON: 002347759 for marketing purposes, in accordance with the Privacy Policy and mandatory provisions of law. I want to receive commercial information about goods, services and special offers, and therefore I agree to receive messages:

☐ at the e-mail address provided above.

☐ at the phone number provided above.

I know that I can withdraw my consent at any time. I know that I have the right to access, rectify, delete or limit the processing of my data. I can also object and use other rights listed in detail in the Privacy Policy.

Create an account

You will receive an email confirmation of your account activation.

Registration

Few steps to join the platform

1

2

3


4

Enter company data

Enter user data

Read and accept contract conditions

Confirmation



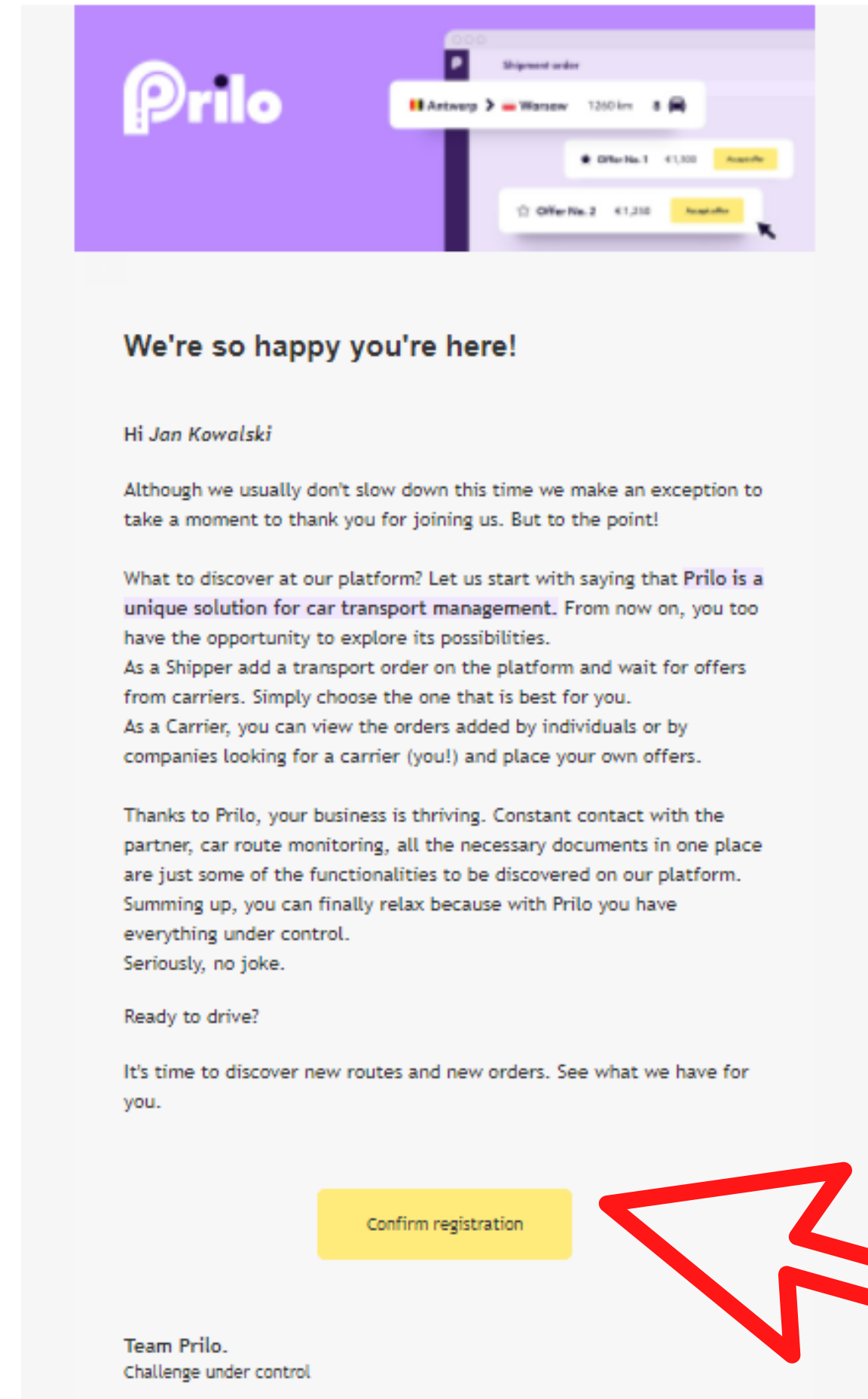
Confirm your e-mail address to join the platform

We've sent you a verification email to **marta.v6@gmail.com**
Please confirm you email address using the link.

[Send email again](#) or find more information in [Help Center](#).

Confirm your registration by clicking "Confrim Registration" in the email you received.

Done! Welcome to Prilo.



Challenge under
control.

